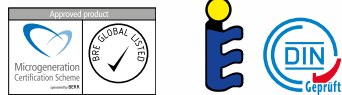


NIBE™ SOLAR SPLIT FP215 P / PL
NIBE premium solar packages
for NIBE SPLIT Air/Water heat pump

NEW



Features of NIBE Solar SPLIT FP215 P / PL

Solar system tailored for optimum performance with the NIBE SPLIT air/water heat pump.

Lightweight, high-efficiency panels.

Easy-to-handle panels with quick connections.

Pre-insulated solar tank designed to fit a 600 mm footprint.

Solar controller specifically designed for this system with a smart function that utilises solar energy before using the heat pump.

Relay box for stopping the compressor when solar energy is available.

A temperature-limiting charge unit with a built-in check valve between the solar tank and the NIBE SPLIT air/water heat pump ensures a reliable performance.

NIBE Solar SPLIT FP215 P / PL

The P (Premium) panel is mounted vertically. The PL (Premium Landscape) is mounted horizontally.

The solar pump station has a low-energy solar pump, de-aerator, thermometers, adjusting valve, safety valve, pressure gauge, isolating valves and double check valves.

Also included are a solar expansion vessel and a wall bracket with a two-way check valve for easy servicing.

All necessary sensors are included.

This system will enable you to enjoy free energy from the sun for many years.

We wish you a sunny future!

Technical specifications

NIBE™ FP215 P / PL Solar panel

Solar panel		FP215 P	FP215 PL
Article number		057001	057002
Dimensions	mm	2088 x 1030 x 81	
Gross area	m ²	2.15	
Aperture area	m ²	1.91	
Glass thickness	mm	3.2	
Glass structure		Low-iron, tempered solar safety glass	
Collecting pipe diameter	mm	22	
Serpentine tube diameter	mm	10	
Weight	kg	32.5	33
Collector frame		black anodized	
Absorber type		serpentine pipe, Blue highly selective absorber coating	
Optical efficiency	%	80.6	82.3
Top insulation		20 mm mineral wool	
Bottom insulation		20 mm PIR sandwich insulation	
Filling volume	litres	1.65	2.32
Heat transfer medium		Propylene glycol or water in drain-back applications	
Maximum operating pressure	bar/MPa	10	
Maximum stagnation temperature	°C ¹⁾	191.2	

1) At an irradiation of 1000 W/m² and 30 °C ambient temperature

Recommended accessories, not included

- ** Roof fixing details for different types of roofs
- ** Preinsulated flexible solar pipes, easy to split and including sensor cable, 10, 15, 20 or 25 metres
- ** Roof penetration unit


* Main Solar components included in the solar package



NIBE solar Panels
NIBE Solar FP215 P / PL
* Art no 057001 (P)
* Art no 057002 (PL)
(2 – 3 pcs)



NIBE Storage tank
with solar coil
UKVS 230
* Art no 080320
(1 Pcs)



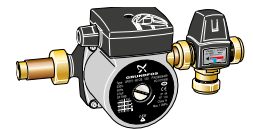
NIBE Solar pump station
SPS10
* Art no 057027
(1 Pcs)



NIBE Solar Relay Box
SRB22
* Art no 067109
(1 Pcs)



NIBE Solar controller unit
SCU10
* Art no 518467
(1 Pcs)



NIBE Multi charging unit
MCU10
* Art no 067128
(1 Pcs)

Other components included in this solar package are:
Expansion vessel, quick fittings / compensators, solar glycol.

NIBE Solar packages:

- NIBE Solar Split FP215 P2 package art no 069039
- NIBE Solar Split FP215 P3 package art no 069052
- NIBE Solar Split FP215 PL2 package art no 069054
- NIBE Solar Split FP215 PL3 package art no 069055

Our guidance for this system is:
2 – 3 persons = 2 panels, 3 – 5 persons = 3 panels

Hydraulic principle for NIBE Solar Split FP215 P / PL

